

# MASTER CYLINDER **DISPLACEMENT BY BORE SIZE**

## **7/8" BORE**

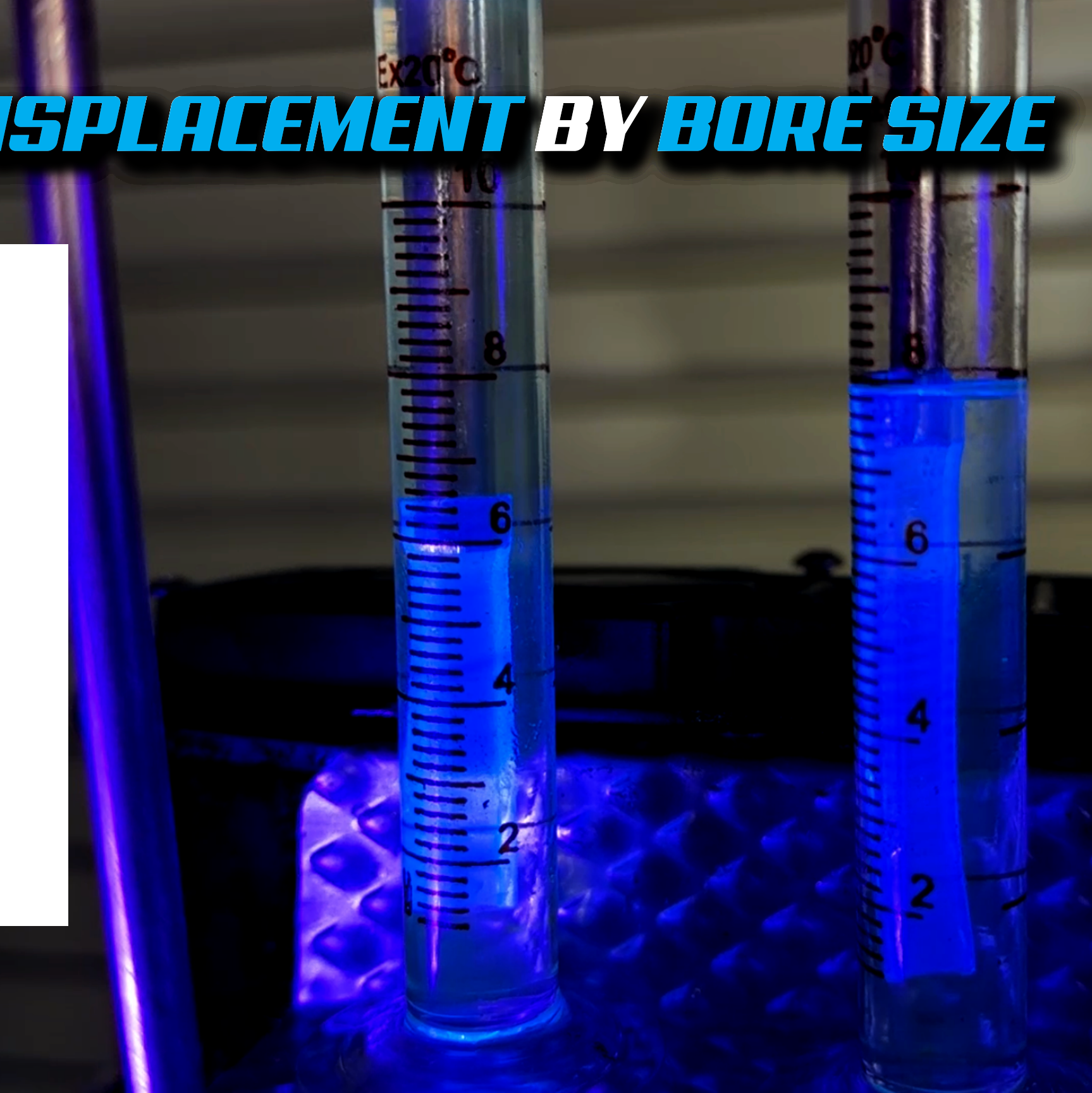
FRONT: **9mm**

REAR: **4.5mm**

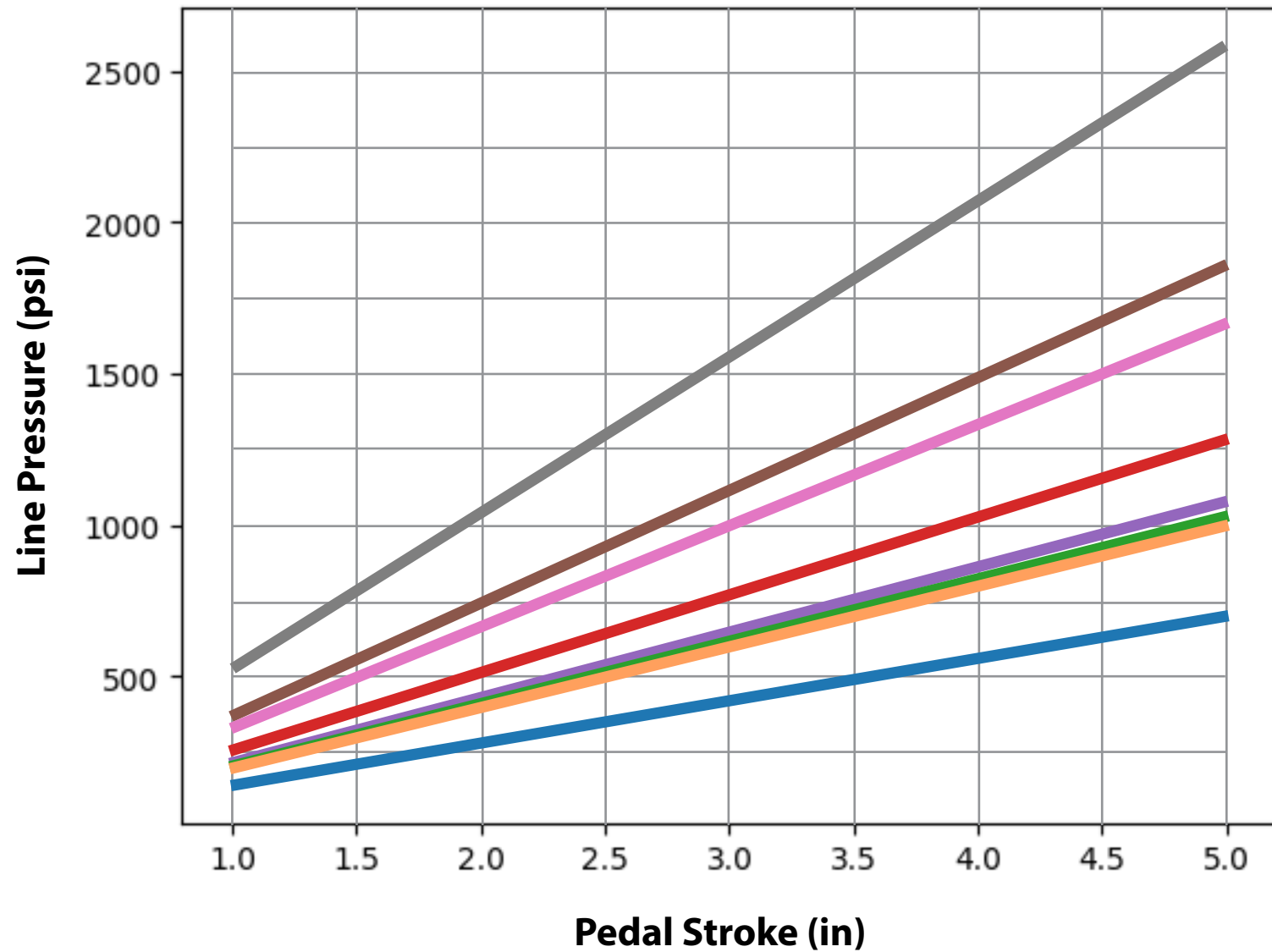
## **1.125" BORE**

FRONT: **14mm**

REAR: **7mm**

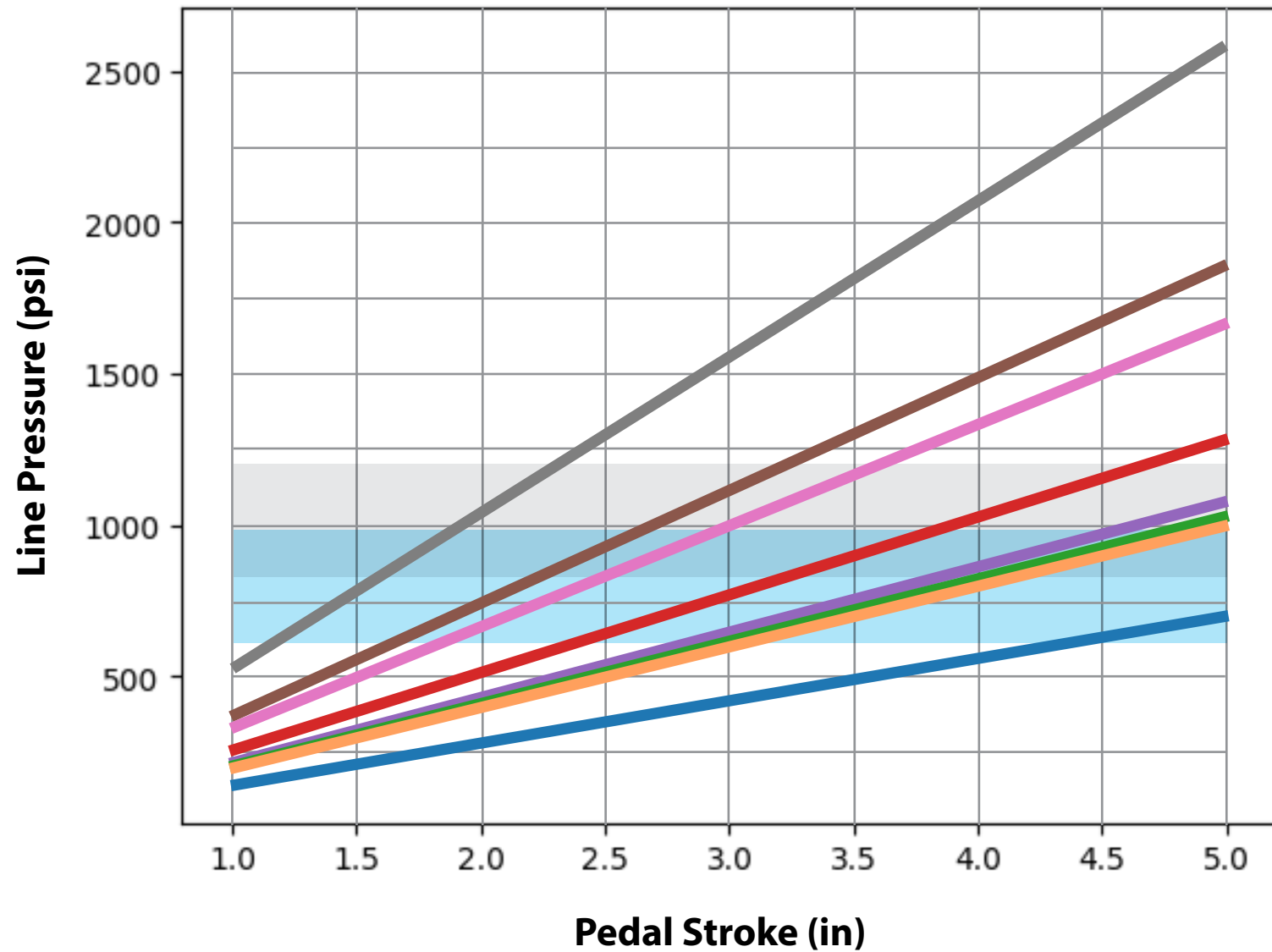


# PEDAL STROKE DISTANCE VS LINE PRESSURE



|  |             |                  |             |
|--|-------------|------------------|-------------|
|  | 1.125" Bore | No BoostMaster   | Bottom Hole |
|  | 1.125" Bore | No BoostMaster   | Top Hole    |
|  | 1.125" Bore | With BoostMaster | Bottom Hole |
|  | 1.125" Bore | With BoostMaster | Top Hole    |
|  | 7/8" Bore   | No BoostMaster   | Bottom Hole |
|  | 7/8" Bore   | No BoostMaster   | Top Hole    |
|  | 7/8" Bore   | With BoostMaster | Bottom Hole |
|  | 7/8" Bore   | With BoostMaster | Top Hole    |

# PEDAL STROKE DISTANCE VS LINE PRESSURE



|  |                    |                         |                    |
|--|--------------------|-------------------------|--------------------|
|  | <b>1.125" Bore</b> | <b>No BoostMaster</b>   | <b>Bottom Hole</b> |
|  | <b>1.125" Bore</b> | <b>No BoostMaster</b>   | <b>Top Hole</b>    |
|  | <b>1.125" Bore</b> | <b>With BoostMaster</b> | <b>Bottom Hole</b> |
|  | <b>1.125" Bore</b> | <b>With BoostMaster</b> | <b>Top Hole</b>    |
|  | <b>7/8" Bore</b>   | <b>No BoostMaster</b>   | <b>Bottom Hole</b> |
|  | <b>7/8" Bore</b>   | <b>No BoostMaster</b>   | <b>Top Hole</b>    |
|  | <b>7/8" Bore</b>   | <b>With BoostMaster</b> | <b>Bottom Hole</b> |
|  | <b>7/8" Bore</b>   | <b>With BoostMaster</b> | <b>Top Hole</b>    |

## SWEET SPOT

**Milti-Piston Caliper**

**Single-Piston Caliper**